

## **2003-04 ELECTRICAL**

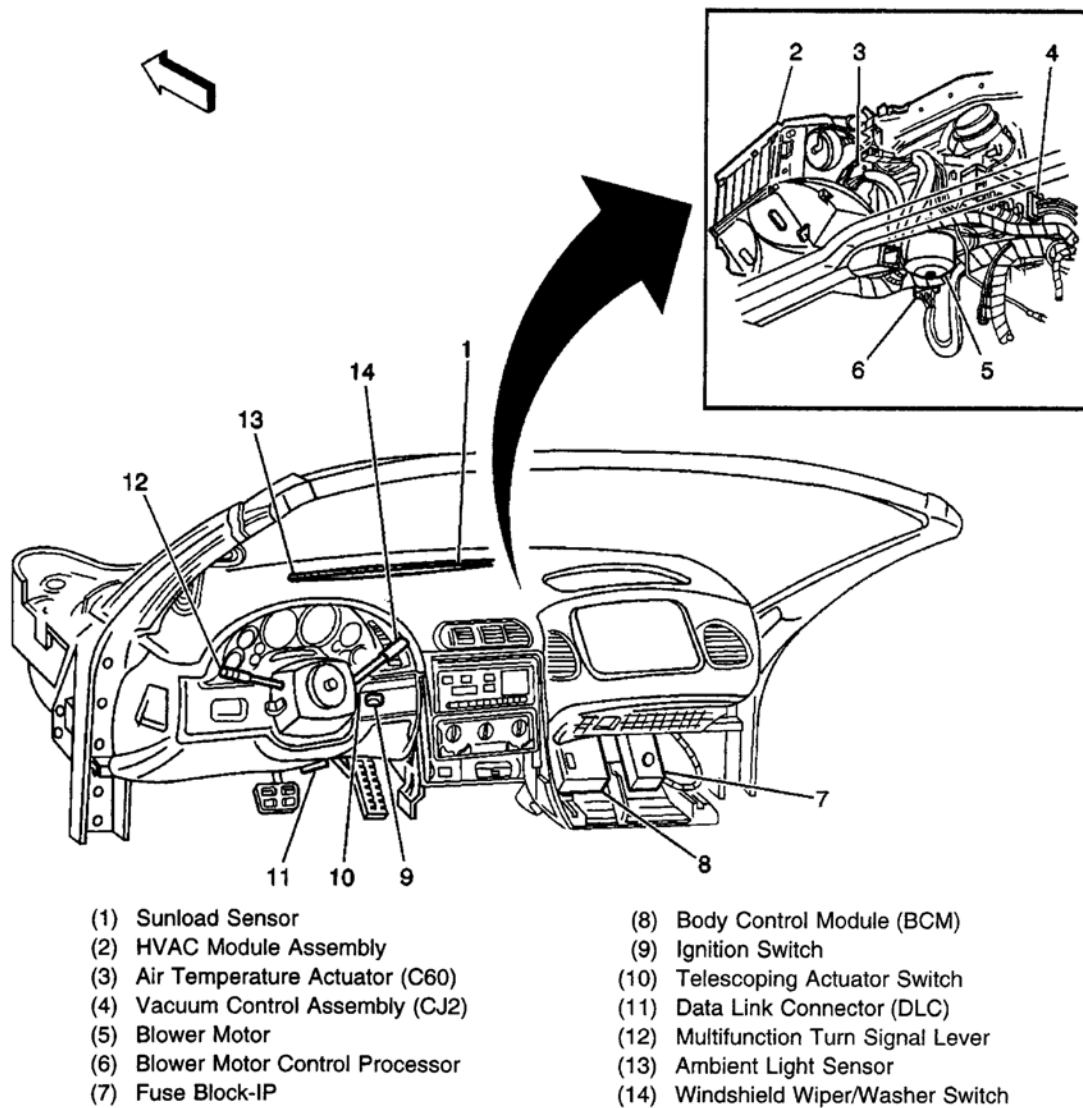
### **Fuses & Circuit Breakers - Corvette**

#### **IDENTIFICATION**

**CAUTION:** When battery is disconnected, vehicle computer and memory systems may lose memory data. Driveability problems may exist until computer systems have completed a relearn cycle. See appropriate **COMPUTER RELEARN PROCEDURES** article in **GENERAL INFORMATION** before disconnecting battery.

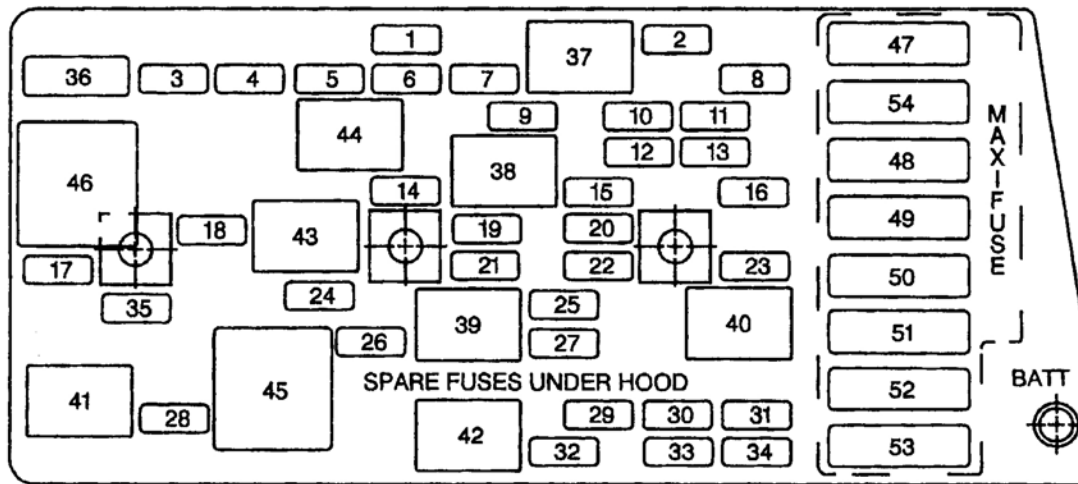
#### **INSTRUMENT FUSE BLOCK**

**NOTE:** Instrument panel electrical center is located under passenger's side toe board. See Fig. 1 .



G00016226

**Fig. 1: Locating Instrument Fuse Block**  
**Courtesy of GENERAL MOTORS CORP.**



G00100743

**Fig. 2: Identifying Instrument Panel Fuse Block**  
**Courtesy of GENERAL MOTORS CORP.**

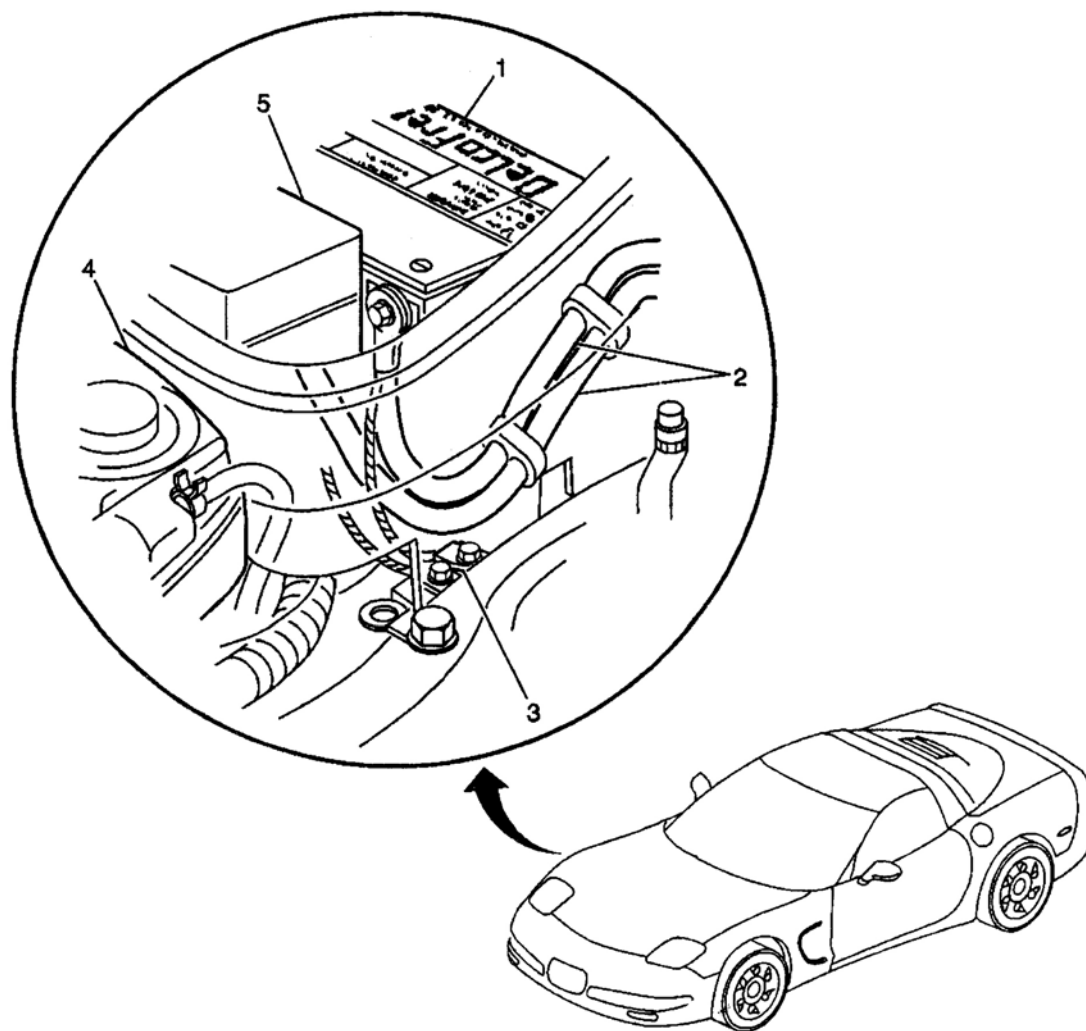
<b>Minifuse</b>	<b>Usage</b>		
1	Console Cigarette Lighter	31	Power Feed Door Right
2	Monitored (Inadvertent) Load Control	32	Fuel Tank Door
3	Lumbar Seat	33	Door Control Module Left
4	Driver Seat Control Module	34	Power Feed Door Left
5	Radio, Compact Disc Player	<b>Circuit Breaker</b>	<b>Usage</b>
6	Parking Lamps, Taillamps	35	Driver Power Seat
7	Cigarette Lighter	36	Passenger Power Seat
8	Stoplamp, Hazard Flashers	<b>Micro Relay</b>	<b>Usage</b>
9	Body Control Module	37	Monitored (Inadvertent) Load Control
10	Windshield Wiper/Washer	38	Right Daytime Running Lamp
11	Accessory Power	39	Hatch/Trunk Release
12	Blank	40	Left Daytime Running Lamp
13	Body Control Module - Ignition 1	41	Tonneau Release
14	Crank	42	Courtesy Lamps
15	Hazard/Turn Signal	43	Automatic Lamp Control Parking Lamps
16	Air Bag	44	Automatic Lamp Control Headlamps
17	Tonneau Release	<b>Mini Relay</b>	<b>Usage</b>
18	HVAC Controls	45	Bose Speakers
19	Instrument Panel Control	46	Rear Defogger
20	Cruise Control	<b>Maxifuse</b>	<b>Usage</b>
21	Automatic Transmission Shift Lock Control System and Inside Rearview Mirror	47	Ignition 1
22	Body Control Module - Ignition 3	48	Rear Defogger
23	Body Control Module - Ignition 2	49	Blank
24	Radio Antenna	50	Ignition 2
25	Body Control Module - Ignition 1, Instrument Panel Control	51	Blower Motor
26	Hatch/Trunk Release	52	Starter
27	HVAC Controls	53	Blank
28	Bose Speakers	<b>Maxi Circuit Breaker</b>	<b>Usage</b>
29	Diagnostic	54	Headlamps
30	Right Door Control Module		

G00100744

**Fig. 3: Instrument Panel Fuse Block Legend**  
Courtesy of GENERAL MOTORS CORP.

## UNDERHOOD FUSE BLOCK

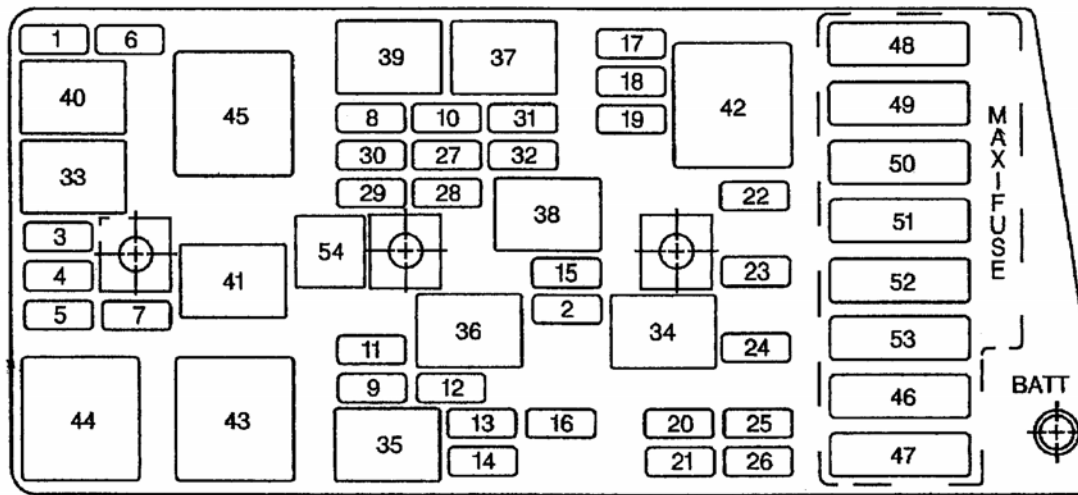
**NOTE:** Underhood fuse block is located on passenger's side of engine compartment, next to battery. See Fig. 4 .



- |                    |                              |
|--------------------|------------------------------|
| (1) Battery        | (4) Engine Coolant Reservoir |
| (2) Battery Cables | (5) Fuse Block-Underhood     |
| (3) G104           |                              |

G00016227

**Fig. 4: Locating Underhood Fuse Block**  
Courtesy of GENERAL MOTORS CORP.



G00100746

**Fig. 5: Identifying Underhood Fuse Block Components**  
**Courtesy of GENERAL MOTORS CORP.**

Number	Fuse/Relay	Rating	Description
1	RRFOGLP Fuse	10A	Fog Lamp Switch, Fog Lamp LR, Fog Lamp RR
2	APPROACH Fuse	15A	BACKUP LP Relay, DRL L Relay, DRL R Relay
3	HDLPMOTRH Fuse	10A	Headlamp Door Control Module
4	HDLPMOTLH Fuse	10A	Headlamp Door Control Module
5	ABSTRNS Fuse	10A	Electronic Brake Control Module (EBCM), Electronic Suspension Control (ESC) Module
6	FOG LP Fuse	10A	Fog Lamp/Rear Compartment Lid Release Switch, Fog Lamp - RF, Fog Lamp - LF
7	--	--	Not Used
8	HDLOBMR Fuse	10A	Headlamp Low Beam - Right
9	HDHIBMR Fuse	10A	Headlamp High Beam - Right
10	HDLOBML Fuse	10A	Headlamp Low Beam - Left
11	HORN Fuse	20A	Horn Assembly
12	HDHIBML Fuse	10A	Headlamp High Beam - Left
13	F/PMP Fuse	20A	Fuel Pump Relay
14	COOLFAN3 Fuse	10A	COOL FAN 2 Relay, COOL FAN 3 Relay
15	OXY SEN Fuse	15A	Heated Oxygen Sensors (HO2S) Bank 1 Sensor 1, Bank 1 Sensor 2, Bank 2 Sensor 1, Bank 2 Sensor 2
16	PCM Fuse	10A	Powertrain Control Module (PCM), IGN Relay
17	THROTCNT Fuse	15A	Throttle Actuator Control (TAC) Module
18	INJR2 Fuse	15A	Fuel Injectors 2,4,6,8, Ignition Coil/Modules 2,4,6,8
19	ENGIGN1 Fuse	10A	Cruise Control Release Switch, Stop Lamp Switch, Mass Air Flow (MAF) Sensor, Evaporative Emission (EVAP) Canister Purge Solenoid, Evaporative Emission (EVAP) Canister Vent Solenoid, Automatic Transmission, Secondary Air Injection (AIR) Solenoid, Reverse Inhibit Solenoid (MM6), Skip Shift Solenoid (MM6), AIR PMP Relay
20-21	--	--	Not Used
22	INJR1 Fuse	15A	Fuel Injectors 1,3,5,7, Ignition Coil/Modules 1,3,5,7
23	PCM B Fuse	10A	Powertrain Control Module (PCM)
24	A/C Fuse	10A	A/C CLU Relay
25-26	--	--	Not Used
27-32	SPARE	--	Spare Fuse
33	AIR PMP Relay	--	Secondary AIR Injection (AIR) Pump, Powertrain Control Module (PCM)
34	A/C CLU Relay	--	A/C Compressor Clutch, A/C Compressor Clutch Diode, Powertrain Control Module (PCM)
35	F/PMP Relay	--	Fuel Pump and Sender Assembly
36	HORN Relay	--	Horn Fuse, Horn Assembly
37	--	--	Not Used
38	BACKUP LP Relay	--	Backup Lamp - Left, Backup Lamp - Right, Body Control Module (BCM)
39	FOG LP (Export) Relay	--	FOG LP Fuse, Body Control Module (BCM)
40-41	--	--	Not Used
42	IGN Relay	--	A/C Fuse, THROTCNT Fuse, INJR 1 Fuse, INJR 2 Fuse, ENGIG 1 Fuse
43	COOLFAN2 Relay	--	Power Control Module (PCM), Cooling Fan - Right
44	COOLFAN3 Relay	--	Power Control Module (PCM), Cooling Fan - Right, Cooling Fan - Left
45	COOLFAN1 Relay	--	Power Control Module (PCM), Cooling Fan - Right, Cooling Fan - Left
46	COOLFAN2 Fuse	30A	COOL FAN 2 Relay
47-48	--	--	Not Used
49	COOLFAN1 Fuse	30A	COOL FAN 1 Relay
50	AIR PMP Fuse	20A	AIR PMP Relay
51	RTD Fuse	25A	Electronic Suspension Control (ESC) Module
52	ABS Fuse	40A	Electronic Brake Control Module (EBCM)
53	ABS ELEC Fuse	20A	Not Used
54	FUSE PULLER	--	Fuse Puller

G00330661

**Fig. 6: Underhood Fuse Block Legend**  
**Courtesy of GENERAL MOTORS CORP.**